

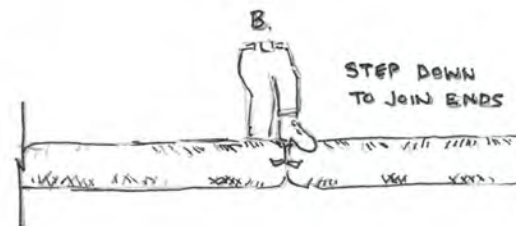
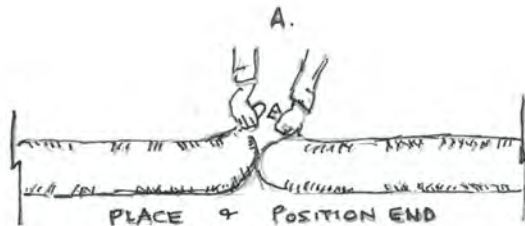
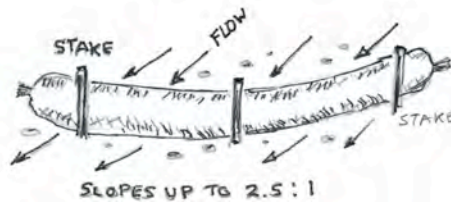
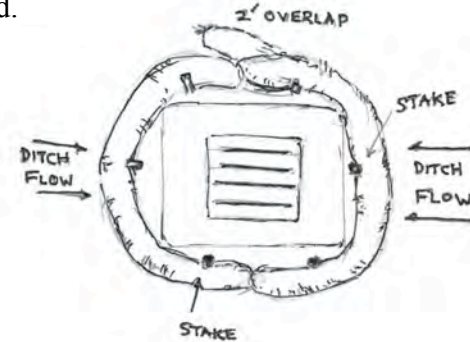
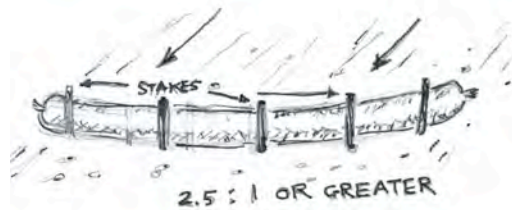


EcoWattle™

Environmentally Positive Temporary Erosion and Sediment Control

INSTALLATION OPTIONS FOR 12" X 10' ECOWATTLE ORIGINALS (HARDWOOD MULCH FILLED)

- 1) For many perimeter or low sloping installations with diffuse water flow – no stakes, end-to-end.
 - 2) For low sloping up to 2.5:1, cross channel or mid slope installations – 3 stakes as shown.
 - 3) For higher sloping greater than 2.5:1, cross channel or mid slope installations – 5 stakes as shown.
- Typical stakes are 1" x 2" x 24" – 30", wood. At least 12" should be into the ground.



Texas Sustainable Industries, LLC

5380 Old Bullard Road, #600-321 • Tyler, TX 75703 • (903) 279-6112

erosioncontrol@ecowattle.com • EcoWattle.com